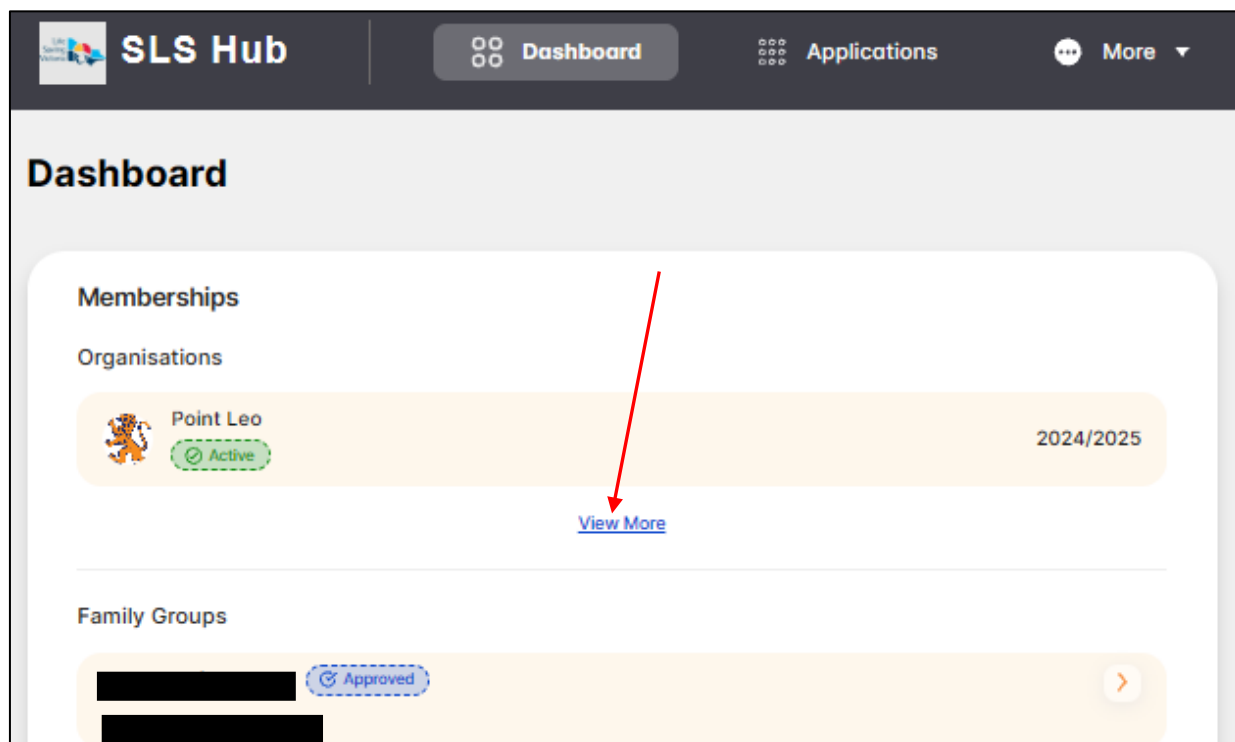


## RENEWING MEMBERSHIP VIA SLS MEMBERS HUB - Individual

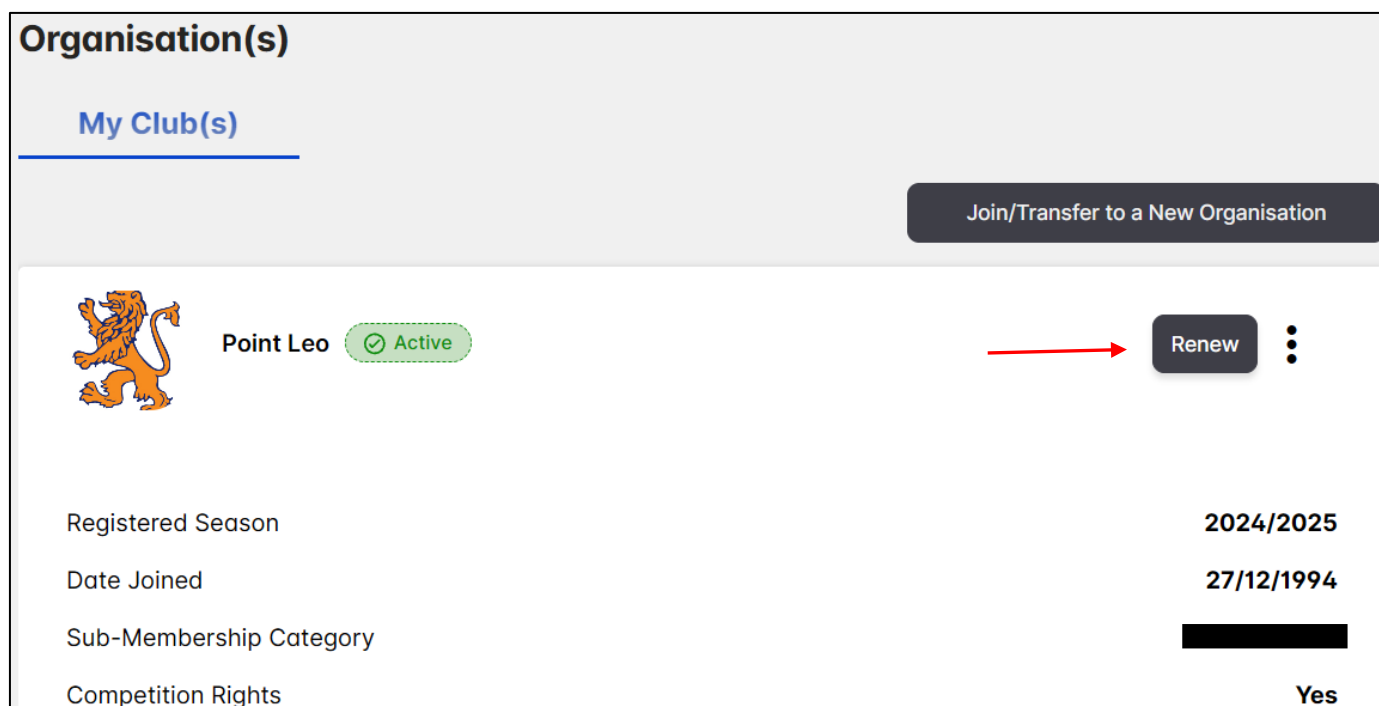
1. Browse to <https://hub.sls.com.au/> and login to your SLS Members Hub account. If you have not logged into your account since the SLSA upgrade completed on 15 July 2025, you will need to update your password when you login.

Once you have logged into your SLS Members Hub the system dashboard will display.

2. Select the View More link in the Memberships tile.



3. Select the “Renew” button. (Note you will not be able to view this button if you have a pending Renew Club Membership, Change Sub-Membership Category, Archive Membership or Transfer request)



4. Select the season you would like to renew for (2025/2026 should already be visible in this box).
5. Tick the SLSA membership declaration and select "Next".

**Renew Membership - Point Leo** [Back to Organisation\(s\)](#)

! Your request will not take effect until it is approved by the club.

Select the season you would like to register for

2025/2026

☒ I have read, understood, acknowledge, and agree to the [declaration](#) including the warning, exclusion of liability, release & indemnity, relating to a serious criminal offence. I acknowledge that if my application for membership is successful, I will be entitled to all benefits, advantages, privileges, and services of SLSA membership.

Cancel Next

6. Click the dropdown arrow and select your renewal fee from the options.

! Your request will not take effect until it is approved by the club.

Please select your desired renewal fee(s) from the options available below

Member ID

\$90.00 - Active Senior Membership Renewal

Go Back Next

7. A screen showing Add-on fees will then display. There should not be any option to select an add-on fee (only Nippers have an add-on fee, however Nippers can ONLY be renewed using the Family Group renewal instructions **NOT** these instructions). Select "Next".

**Add-on Fees**

Member Name

Go Back Next

8. Review the Order Summary of the fees you will pay.

## Renew Membership - Point Leo

[Back to Organisation\(s\)](#)

**Order Summary**




Kim Williams - [REDACTED]  
Female  
Active Senior Membership  
\$90-00

---

**Total** \$90



9. Select the payment method (you will only have the option to pay by card) and enter the relevant details. Select “Pay”.

### Payment

**Payment Method**  
☒ Card  

Name on card

Card number


Expiry date

Month 


▼

 / Year 


▼

Security code 

Go Back

Pay 

10. Select "Pay and Submit Request"


**Are you sure you want to pay and submit this renewal request?**

Season	2025/2026
Club	Point Leo
Total	\$90

Go Back

Pay and Submit Request

11. All going as it should you will then receive the message below.

 Your renewal application has been submitted successfully!

The club will process your renewal request and send you an email when it has been approved.

Once the club has accepted your renewal request you will receive an autogenerated email from SLS IT systems advising of this. If you haven't received this email or an email from Point Leo advising of a problem within a week following the submission of your renewal please:

1. Check your SLS Members Hub account to see if your renewal is still pending
2. Check your junk/spam folder as the SLS email may have ended up there

If your renewal is still pending **after** one week email Kim at [admin@pointleoslsc.com.au](mailto:admin@pointleoslsc.com.au) However please keep in mind that renewal time is extremely hectic when trying to process over 1400 renewals and Kim is a volunteer.